



Current BC Cancer Agency Colposcopy Program Guidelines

Indications for Cervical Smears in Colposcopy Clinics

- Pregnancy
- Referral cytology outside BC
- Clinical discretion
- No previous Pap smear history in BC



Current BC Cancer Agency Colposcopy Program Guidelines

Management of Women with Cervical Cytological Abnormalities

Mild Squamous Dyskariosis persistent over 2 Years



Colposcopic Examination

Satisfactory colposcopy with lesion identified – endocervical sampling “acceptable”

Satisfactory colposcopy with no lesion identified – endocervical sampling “preferred”

Unsatisfactory colposcopy exam – endocervical sampling “preferred”

No CIN/Cancer



Cytology in 6-12 mos with GP

CIN/Cancer



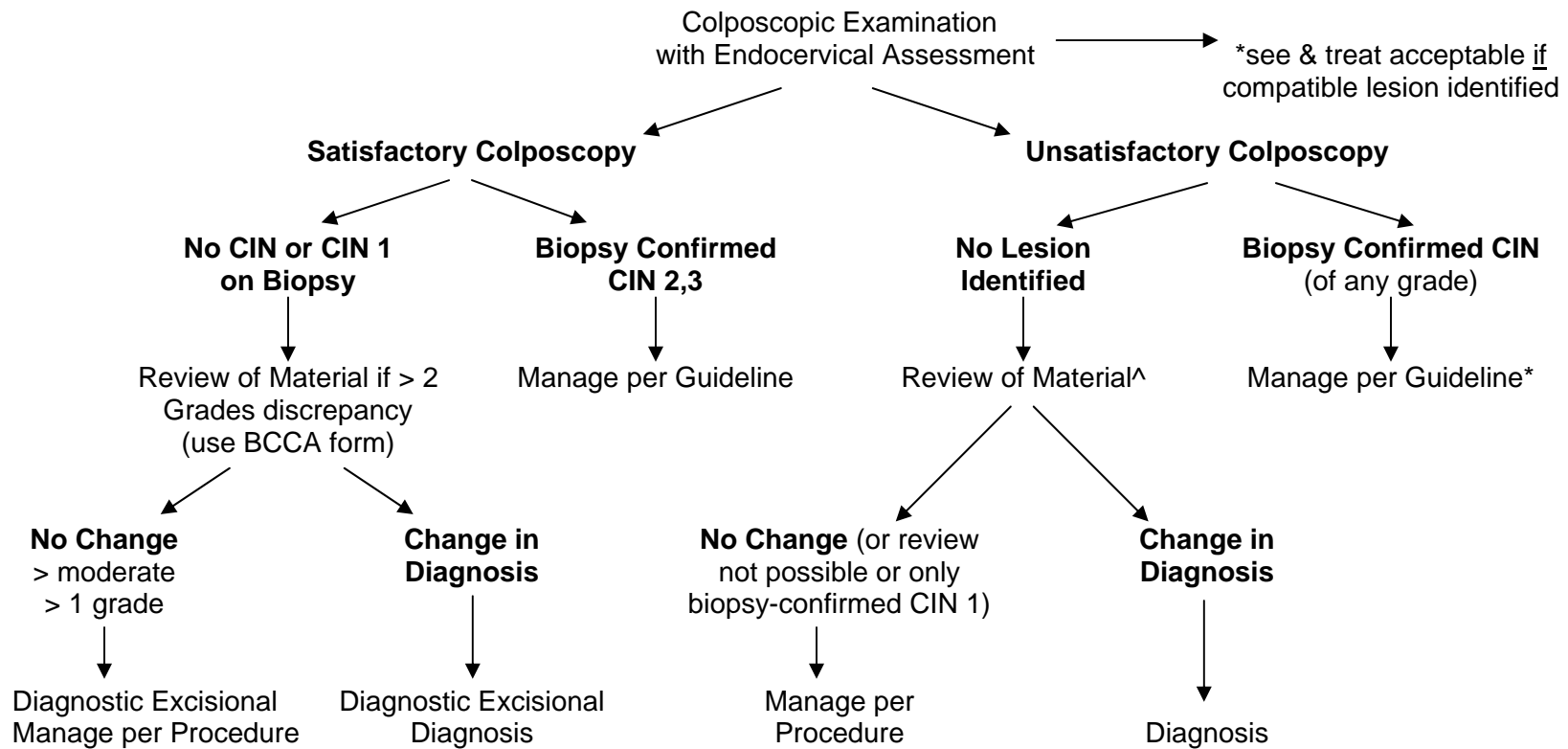
Manage per guideline



Current BC Cancer Agency Colposcopy Program Guidelines

Management of Women with Cervical Cytological Abnormalities

>= Moderate Squamous Dyskariosis



^includes referral cytology, colposcopic findings and all biopsies

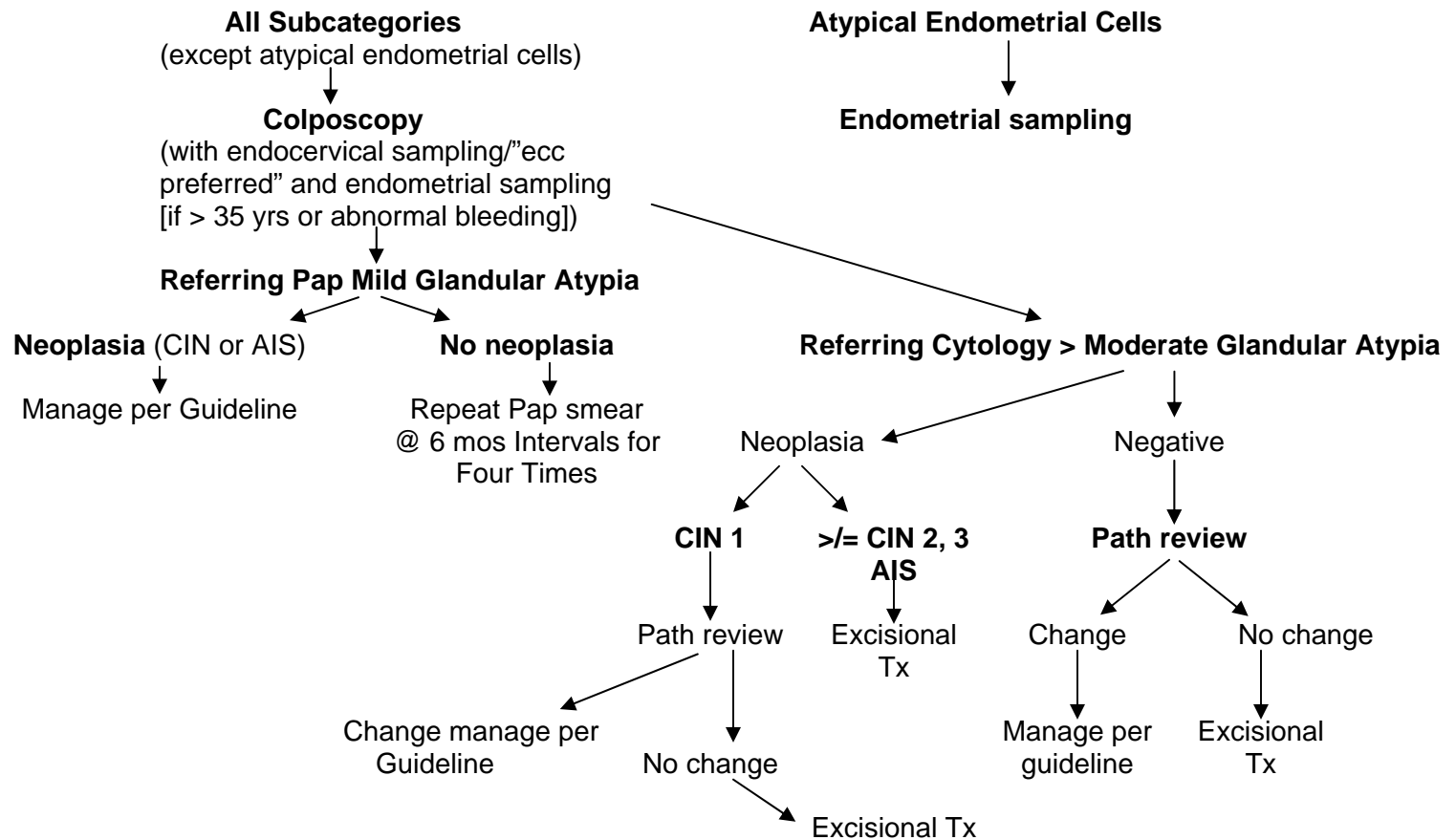
*management options may vary if the woman pregnant, postmenopausal, or an adolescent



Current BC Cancer Agency Colposcopy Program Guidelines

Management of Women with Cervical Cytological Abnormalities

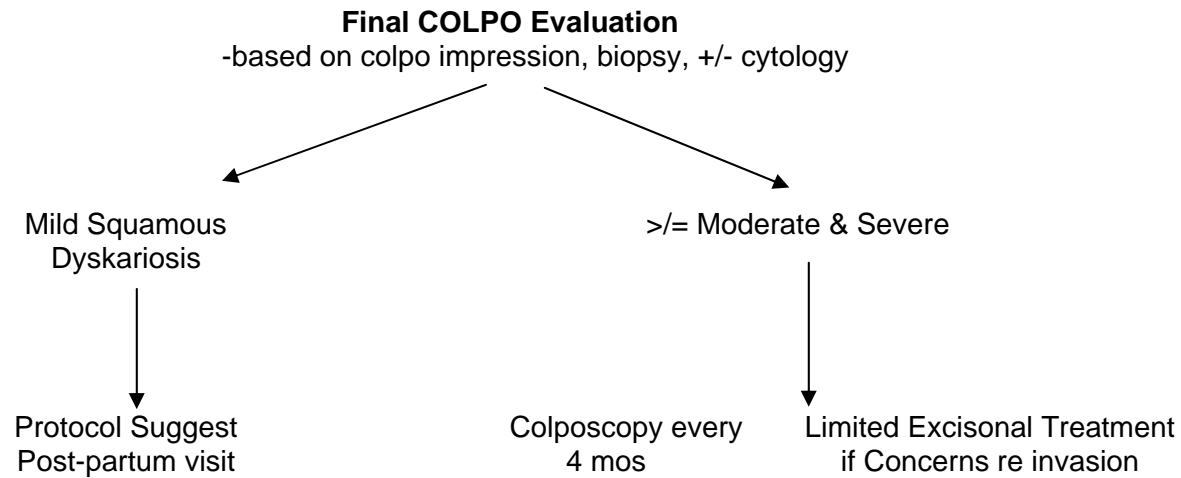
Atypical Glandular Cells





Current BC Cancer Agency Colposcopy Program Guidelines

Management of Pregnant Women with Abnormal Cervical Cytology



-No treatment in pregnancy unless suspect invasion

-Cervical biopsy safe in pregnancy if required for diagnosis or suspicion of microinvasion/invasion