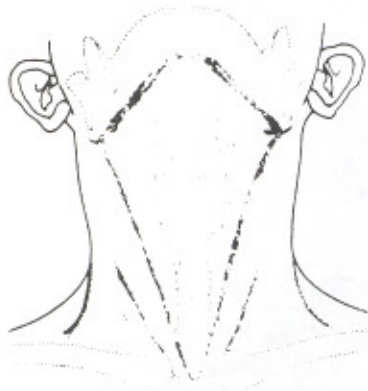
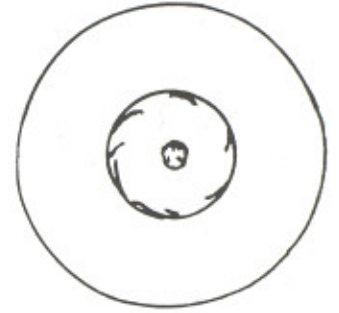
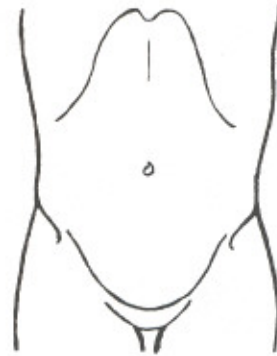




BC Cancer Agency

CORPUS UTERI STAGING DIAGRAM



INVESTIGATIONS

IVP

CYSTO

CHEST

--	--

--	--

--	--

+ -

+ -

+ -

SITE: _____

HISTOLOGY: _____

New

Recurrence

Follow-up

Chemotherapy
Elsewhere

(Complete FIGO Staging on Reverse Side)

CORPUS UTERI

1990 CLINICAL BRITISH COLUMBIA CANCER AGENCY STAGE

(Modification of FIGO 1978 System)

SURGICAL STAGE - FIGO 1988

Stage 0	Carcinoma in situ. No stromal or myometrial invasion. Stage 0 should not be included in any therapeutic statistics.
Stage I	The carcinoma is confined to the corpus.
Stage II	The carcinoma has involved the corpus and the cervix.
Stage III	The carcinoma has extended outside the uterus but not outside the true pelvis.
Stage IVA	The carcinoma has extended outside the true pelvis or has obviously involved the mucosa of the bladder or rectum. A bulious edema as such does not permit allotment of a case to Stage IV.
Stage IVB	The carcinoma has extended to the distant organs.
Stage X	Stage unknown.

Stage 0	Carcinoma in situ.
Stage IA	Tumour limited to endometrium.
Stage IB	Invasion to < 1/2 myometrium.
Stage IC	Invasion to > 1/2 myometrium.
Stage IIA	Endocervical glandular involvement only.
Stage IIB	Cervical stromal invasion.
Stage IIIA	Tumour invades serosa and/or adnexa and/or positive peritoneal cytology.
Stage IIIB	Vaginal metastases.
Stage IIIC	Metastases to pelvic and/or para-aortic lymph nodes.
Stage IVA	Tumour invasion of bladder and/or bowel mucosa.
Stage IVB	Distant metastases including intra-abdominal and/or inguinal lymph nodes.
Stage X	Stage unknown.

Circle the appropriate Risk Group, Grade and Stage:

- Risk Grouping:** (for Stage I only)
- LOW** - does not infiltrate deeper than the luminal half of the myometrium
 - no lymphatic or vascular permeation present
 - grade 1 or 2
- HIGH** - serosal half of the myometrium is involved or
 - lymphatic or vascular permeation present or
 - grade 3
- Grade:**
- 1** - Highly differentiated adenomatous carcinoma
2 - Differentiated adenomatous carcinoma with partly solid areas
3 - Predominately solid or entirely undifferentiated carcinoma

Stage:

CLINICAL	0	I	II	III	IVA	IVB	X
SURG/PATH	0	IA	IB	IC	IIA	IIB	
		IIIA	IIIB	IIIC	IVA	IVB	X

Completed By: _____ Date: _____

Diagnosis/Stage Amended To: _____

By: _____ Date: _____

Reason Diagnosis/Stage Was Amended: _____

Notify Health Information if Stage/Diagnosis is Amended