

## Safe Donning and Doffing of Non-Standard Personal Protective Equipment for Aerosol Generating Medical Procedures Performed on Suspect and Confirmed COVID-19 Cases


This procedure outlines the steps for donning and doffing of non-standard personal protective equipment (PPE) used when performing aerosol generated medical procedures (AGMPs) on suspect and confirmed COVID-19 cases.

Additional, non-standard PPE, such as head covering and booties, may be used in some specialized areas at BC Cancer. However, their use in other areas is not recommended by infection prevention and control (IPAC) for COVID-19 as it may increase the risk of cross-contamination during doffing.

Key principles for PPE use:

- Healthcare workers (HCW) safety is the priority; HCW must feel safe
- The greatest risk of exposure occurs during the doffing step
- HCW must be familiar with all PPE worn and the donning and doffing procedures

Items marked with  are **STANDARD**. These items are used when performing AGMPs on suspect or confirmed cases of COVID-19.

Items marked with  are **NON-STANDARD**. These items have an increased risk of contamination when doffing. Healthcare workers using these items must consider the risk of contamination by adopting these additional measures.

*Please note that some additional “non-standard” PPE listed here might be used as standard PPE in some areas (e.g. surgical bouffant cap in the operating room) as per existing departmental policies and procedures (pre-COVID-19 pandemic).*

Hand hygiene is performed at minimum according to steps shown below. Hand hygiene is encouraged at additional points and is performed if any doubt or concern of contamination has occurred.

All PPE items are changed when soiled, damaged or moist/wet as per usual Infection Prevention and Control standards. Gloves must be changed between patients.

Released:	DD/MMM/YYYY	Next Review:	DD/MMM/YYYY	
				Page 1 of 4
This material has been prepared solely for use at Provincial Health Services Authority (PHSA). PHSA accepts no responsibility for use of this material by any person or organization not associated with PHSA. A printed copy of this document may not reflect the current electronic version on the PHSA Intranet.				

# Donning Procedure

## Standard and Non-Standard PPE for AGMPs Performed on Suspect/Confirmed COVID-19 Cases



= Standard



= Non-standard

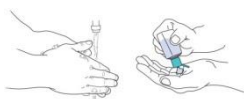
\* All outside room

### 1 Boots



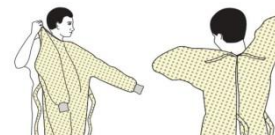
Covering shoes does not decrease the risk of disease transmission in AGMPs. Use of booties may lead to increased risk of contamination when doffing

### 2 Hand Hygiene



Clean all surfaces of hands and wrists for at least 20 seconds

### 3 Gown



Securely fasten gown at neck and waist

### 4 Surgical Bouffant Cap\*



Cover hair and ears completely

### 5 N95 Mask



Mold metal piece to bridge nose and perform seal check

A surgical mask with a built-in visor on top of an N95 is not a recommended substitute for goggles or face shield as this may affect the seal of the N95 mask and increase the risk of contamination when doffing with additional mask ties to undo.



### 6 Head Cover w/ Neck Protection



Leads to increased risk of contamination when doffing

### 7 Eye Protection: Goggles or Face Shield



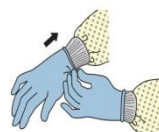
Apply goggles or face shield over face and eyes

### 8 Gloves: 1 pair



Extend to cover wrist of gown

### 9 Gloves: 2<sup>nd</sup> pair



Extend to cover wrist of gown. This pair may be removed immediately after intubation procedure within the room

\* Please note that surgical bouffant cap listed as "non-standard" PPE might be used as standard PPE in some specialized areas (e.g. the operating room)

# Doffing Procedure



= Standard



= Non-standard

## Standard and Non-Standard PPE for AGMPs Performed on Suspect/Confirmed COVID-19 Cases

\* Steps 1 – 5 inside room, Steps 6 – 13 outside of room

### INSIDE THE ROOM

#### 1 Booties



Doffing booties has a high risk of contamination

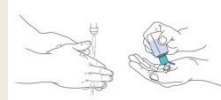
If used, careful attention to doffing technique is **essential**. Grasp the outside of the shoe cover behind the ankle then pull down toward your heel. Then, lift the shoe cover over your heel, pull it off your foot and discard.

#### 2 Gloves



Grasp the outside edge near your wrist and peel it away, rolling the glove inside out. Then, reach under the glove on your other hand, peel it away and discard.

#### 3 Hand Hygiene



Clean all surfaces of hands and wrists for at least 20 seconds

#### 4 Gown



Untie at waist and neck carefully. Gently pull gown from neck and shoulders. Avoid touching outside of gown. Turn gown inside out, roll into bundle and dispose.

#### 5 Hand Hygiene

#### 6 Exit



Exit room

Remove the remainder of PPE outside of the room

#### 7 Hand Hygiene

#### 8 Eye Protection: Goggles or Face Shield



Bend forward to remove. Do not touch front of goggles or face shield. Grasp the strap toward the back and pull it over your head and discard or set aside for reprocessing

#### 9 Hand Hygiene

#### 10 Head Cover w/ Neck Protection



If used, careful attention to doffing technique is critical to avoid contamination.

Tilt your head slightly forward, grasp at crown of head and use one hand to pull forward, away from the body, remove and dispose

#### 11 Hand Hygiene

If head cover w/neck protection is used, additional hand hygiene is needed prior to mask removal. Clean all surfaces of hands and wrists for at least 20 seconds

#### 12 N95 Mask



Bend at the waist. Grasp the bottom strap, pulling up and over your head, allowing to hang below the mask.

Grasp the top strap, pulling up and over your head. Allow mask to fall away from your face. Discard or place in reprocessing bin.

#### 13 Hand Hygiene

#### 14 Surgical Bouffant Cap



If used careful attention to doffing technique is critical to avoid contamination

Tilt your head slightly, grasp at crown of head and use one hand to pull forward, away from the body and off head and dispose.

#### 15 Hand Hygiene

<b>First Issued:</b>	27-May-2020		
<b>Approving Body:</b>			
<b>Final Sign Off:</b>	<b>Name</b>	<b>Title</b>	<b>Date Signed</b>
	Kevin Hare	Senior Executive Director, Operations	27-May-2020
<b>Developed By:</b>	<b>Name</b>	<b>Dept.</b>	<b>HO</b>
	Professional Practice Nursing		BC Cancer
	Infection Prevention and Control		BC Cancer
<b>Owner(s):</b>	e.g. name, title/position		
<b>Posted Date:</b>			
<b>Version:</b>			
<b>Revision:</b>	<b>Name of Reviser</b>	<b>Description</b>	<b>Date</b>
			DD-MMM-YYYY