

What is Breast Density?

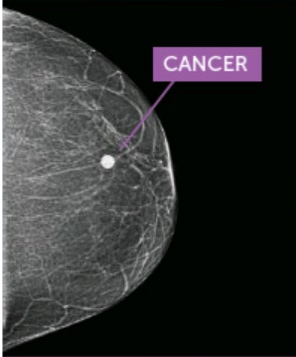
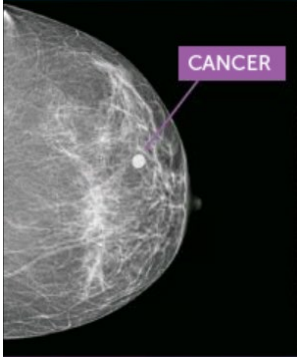
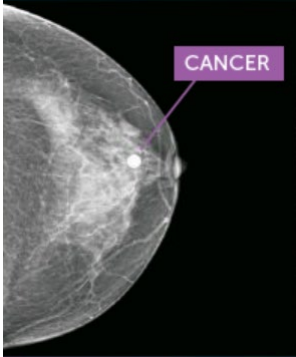
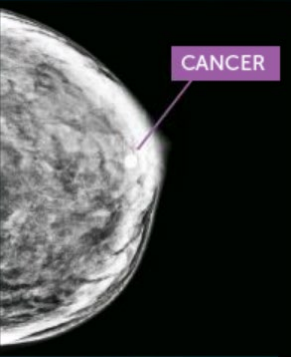
Answering your questions about your results and why breast density is important

What is breast density?

Breasts are made up of two main types of tissue – fibroglandular tissue and fatty tissue. Fibroglandular tissue appears dense on a mammogram, while fatty tissue does not. Most women have a mixture of both dense and non-dense (fatty) tissue in their breasts. The amount of dense tissue compared to the amount of non-dense tissue in your breast is commonly referred to as your **Breast Density**. Having any amount of dense breast tissue is normal and very common.

How do I know how much dense breast tissue I have?

The amount of dense tissue in your breasts is measured by a radiologist using the Breast Imaging Reporting and Data System (BI-RADS). Your BI-RADS assessment can be found on your mammogram results letter. The amount of dense breast tissue increases with each letter:

Category	BI-RADS A	BI-RADS B	BI-RADS C	BI-RADS D
Description	 <p>Your breasts are composed almost entirely of non-dense (fatty) tissue.</p> <p>10% of women have BI-RADS A</p>	 <p>Your breasts are composed of mainly non-dense (fatty) tissue, with some scattered areas of dense tissue.</p> <p>40% of women have BI-RADS B</p>	 <p>Your breasts are composed of a mixture of non-dense (fatty) tissue and dense tissue.</p> <p>40% of women have BI-RADS C</p>	 <p>Your breasts are composed of almost entirely dense tissue.</p> <p>10% of women have BI-RADS D</p>
Cancer gets more difficult to see on a mammogram as breast density increases.				

Your breast density can only be seen on a mammogram and is not related to the size or feel of your breasts. It varies from person to person and can decrease or change over time, particularly as women get older.

Why should I know my breast density?

There are two important reasons why you should know your breast density:

- 1) Research shows that the risk of breast cancer increases as the amount of dense tissue in a breast increases. However, breast density only has a small impact on your overall risk. You should not be alarmed if you have dense breast tissue, but you should speak with your health care provider about your overall breast cancer risk.
- 2) Dense breast tissue can make it harder to find cancer on a mammogram. Normal dense breast tissue looks white. Breast masses or tumours also look white, so dense tissue can hide some tumours. This is why it is important to speak with your health care provider if you notice any changes in your breasts, even if you have recently had a normal mammogram.

FOR MORE INFORMATION: visit www.screeningbc.ca/breast-for-more-information and to see an educational video about breast density.

BREAST DENSITY: WHAT YOU CAN DO

Are there additional tests available for dense breasts?

Currently, there is not enough scientific evidence to recommend other tests based on breast density alone:

- The evidence does show that other tests, such as breast ultrasound, may find additional cancers in individuals with dense breast tissue.
- However, breast ultrasound testing can have a high rate of false-positive results. A false positive result is an abnormal test result that turns out to be normal after further testing (which can include biopsy or surgery). Speak to your health care provider to see if breast ultrasound is something to consider.

If I have dense breasts, do I still need a mammogram?

Yes. A mammogram is the only screening test proven to reduce breast cancer deaths. Many cancers are seen on mammograms even if you have dense breast tissue.

Besides getting regular mammograms, what else should I do?



Be familiar with your breasts

Everyone, regardless of age or breast density, should be familiar with the look and feel of their breasts. If you notice any changes in your breasts you should speak with your health care provider, even if you recently had a normal mammogram.



Understand your overall risk for breast cancer

Even though dense breast tissue is a risk factor for breast cancer, having dense breast tissue on its own does not mean that you are at “high” risk for developing the disease in your lifetime. Breast density usually decreases with age.



Take steps to reduce your risk

While there is no sure way to prevent breast cancer you can take certain steps to reduce your breast cancer risk:

- 1) Maintain a healthy body weight and an active lifestyle.
- 2) Limit alcohol intake.
- 3) Breastfeed if possible.
- 4) Weigh the risks and benefits of hormone therapy for menopause symptoms.

More information on reducing your risk of breast cancer can be found at www.fiveplus.ca

What else determines my risk for breast cancer?

Besides breast density, there are other risk factors to consider:

- Age – your risk increases as you age.
- Personal history of breast cancer (ie. If you have had breast cancer).
- History of breast cancer in a first-degree family member (mother, daughter, or sister).
- Certain inherited gene mutations, including BRCA1 and BRCA2.

Talk to your health care provider about your risk for breast cancer. Having this knowledge will help you in determining your next steps.

Contact Us

BC Cancer Breast Screening
801-686 West Broadway
Vancouver, BC V5Z 1G1

Phone: 1-800-663-9203

Email: screening@bccancer.bc.ca

Your personal information is collected and protected from unauthorized use and disclosure, in accordance with the Personal Information Protection Act and, when applicable, the Freedom of Information and Protection of Privacy Act. This information may be used and disclosed only as provided by those Acts, and will be used for quality assurance management and disclosed to healthcare practitioners involved in providing care or when required by law. Any questions regarding the collection of the information by BC Cancer can be directed to the Operations Director, Cancer Screening (address: 801 – 686 West Broadway, Vancouver BC V5Z 1G1, web: www.screeningbc.ca or email: screening@bccancer.bc.ca)